



TTI
SUCCESS
INSIGHTS®

Management-Staff

Samuel Sample

VP of Samples

TTI

10-11-2023

Table of Contents



Introduction	3
Behavioral Characteristics	4
Value to the Organization	6
Checklist for Communicating	7
Checklist for Communicating - <i>Continued</i>	8
Communication Tips	9
Ideal Environment	10
Perceptions - <i>See Yourself as Others See You</i>	11
Descriptors	12
Natural & Adapted Style	13
Adapted Style	15
Keys to Motivating	16
Keys to Managing	17
Areas for Improvement	18
Action Plan	19
Behavioral Hierarchy	21
Style Insights® Graphs	24
Behavioral Continuum	25
The TTI Success Insights® Wheel	26

Introduction



Behavioral research suggests that the most effective people are those who understand their strengths and weaknesses, because they can best develop strategies to meet the demands of their environment.

A person's behavior is a necessary and integral part of who they are. In other words, much of our behavior comes from "nature" (inherent), and much comes from "nurture" (our upbringing). It is the universal language of "how we act," or our observable human behavior.

In this report we are measuring four dimensions of normal behavior. They are:

- How you respond to problems and challenges.
- How you influence others to your point of view.
- How you respond to the pace of the environment.
- How you respond to rules and procedures set by others.

This report analyzes behavioral style; that is, a person's manner of doing things. Is the report 100% true? Yes, no, and maybe. We are only measuring behavior. We only report statements which are true and areas of behavior in which tendencies are shown. Feel free to delete any statement from the report that may not apply, but only after checking with friends or colleagues to see if they agree.

All people exhibit all four behavioral factors to varying degrees of intensity.

–W.M. Marston

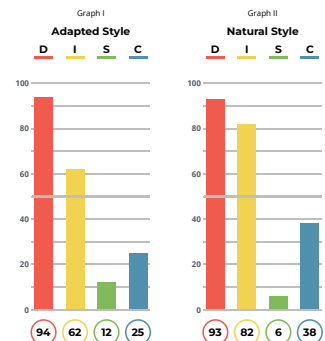
Behavioral Characteristics



Based on Samuel's responses, the report has selected general statements to provide a broad understanding of his work style. These statements identify the basic natural behavior that he brings to the job. That is, if left on his own, these statements identify HOW HE WOULD CHOOSE TO DO THE JOB. Use the general characteristics to gain a better understanding of Samuel's natural behavior.

Samuel embraces visions not always seen by others. Samuel's creative mind allows him to see the "big picture." He is goal-oriented and driven by results. He is the team member who will try to keep the others on task. Most people see him as a high risk-taker. His view is, "nothing ventured, nothing gained." He prefers an environment with variety and change. He is at his best when many projects are underway at once. Samuel is extremely results-oriented, feeling a sense of urgency to complete projects quickly. He is deadline conscious and becomes irritated if deadlines are delayed or missed. Many people see him as a self-starter dedicated to achieving results. He needs to learn to relax and pace himself. He may expend too much energy trying to control himself and others. Samuel seeks his own solutions to problems. In this way, his independent nature comes into play. He is a goal-oriented individual who believes in harnessing people to achieve goals. He needs people with other strengths on his team.

Samuel will work long hours until a tough problem is solved. After it is solved, Samuel may become bored with any routine work that follows. He likes to make decisions quickly. He is a good problem solver and troubleshooter, always seeking new ways to solve old problems. He prefers authority equal to his responsibility. Samuel is decisive and prefers to work for a decisive manager. He can experience stress if his manager does not possess similar traits. He should realize that at times he needs to think a project through, beginning to end, before starting the project. Sometimes he may be so opinionated about a particular problem that he has difficulty letting others participate in the process. He has the unique ability of tackling tough problems and following them through to a satisfactory conclusion.



Behavioral Characteristics

Continued



Samuel tends to be intolerant of people who seem ambiguous or think too slowly. He challenges people who volunteer their opinions. His creative and active mind may hinder his ability to communicate to others effectively. He may present the information in a form that cannot be easily understood by some people. He may sometimes mask his feelings in friendly terms. If pressured, Samuel's true feelings may emerge. Samuel may lack the patience to listen and communicate with slower acting people. He should exhibit more patience and ask questions to make sure that others have understood what he has said. He may lose interest in what others are saying if they ramble and fail to speak to the point. His active mind is already moving ahead. He tends to influence people by being direct, friendly, and results-oriented.



Samuel Sample

Value to the Organization



This section of the report identifies the specific talents and behavior Samuel brings to the job. By looking at these statements, one can identify his role in the organization. The organization can then develop a system to capitalize on his particular value, making him an integral part of the team.

- ✓ 1. Thinks big.
- ✓ 2. Self-starter.
- ✓ 3. Forward-looking and future-oriented.
- ✓ 4. Ability to change gears fast and often.
- ✓ 5. Accomplishes goals through people.
- ✓ 6. Usually makes decisions with the bottom line in mind.
- ✓ 7. Will join organizations to represent the company.
- ✓ 8. Sense of urgency.



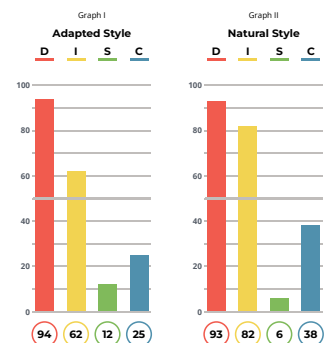
Checklist for Communicating



Most people are aware of and sensitive to the ways with which they prefer to be communicated. Many people find this section to be extremely accurate and important for enhanced interpersonal communication. This page provides other people with a list of things to DO when communicating with Samuel. Read each statement and identify the 3 or 4 statements which are most important to him. We recommend highlighting the most important "DO's" and provide a listing to those who communicate with Samuel most frequently.

Ways to Communicate

- ✓ 1. Give strokes for his involvement.
- ✓ 2. Understand his sporadic listening skills.
- ✓ 3. Put projects in writing with deadlines.
- ✓ 4. Support the results, not the person, if you agree.
- ✓ 5. Support and maintain an environment where he can be efficient.
- ✓ 6. Present the facts logically; plan your presentation efficiently.
- ✓ 7. Be specific and leave nothing to chance.
- ✓ 8. Read the body language—look for impatience or disapproval.
- ✓ 9. Verify that the message was heard.
- ✓ 10. Come prepared with all requirements, objectives, and support material in a well-organized "package."
- ✓ 11. Provide time for fun and relaxing.
- ✓ 12. Ask specific (preferably "what?") questions.



Checklist for Communicating

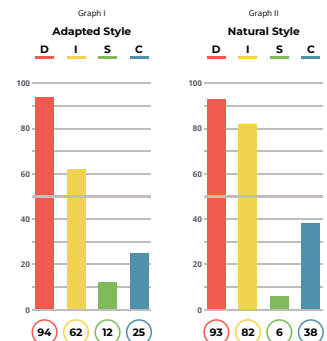
Continued



This section of the report is a list of things NOT to do while communicating with Samuel. Review each statement with Samuel and identify those methods of communication that result in frustration or reduced performance. By sharing this information, both parties can negotiate a communication system that is mutually agreeable.

Ways NOT to Communicate

1. Ramble or waste his time.
2. Assume he heard what you said.
3. Ask rhetorical questions or useless ones.
4. Try to build personal relationships.
5. Come with a ready-made decision or make it for him.
6. Let him change the topic until you are finished.
7. Reinforce agreement with "I'm with you."
8. Forget to follow-up.
9. Use a paternalistic approach.
10. Try to convince by "personal" means.
11. Be redundant.
12. Let disagreement reflect on him personally.



Communication Tips



This section provides suggestions for methods which will improve Samuel's communications with others. The tips include a brief description of typical people with whom he may interact. By adapting to the communication style desired by other people, Samuel will become more effective in his communications with them. He may have to practice some flexibility in varying his communication style with others who may be different from himself. This flexibility and the ability to interpret the needs of others is the mark of a superior communicator.

Compliance

When communicating with a person who is dependent, neat, conservative, perfectionist, careful, and compliant:

- ✓ Prepare your "case" in advance.
- ✓ Stick to business.
- ✓ Be accurate and realistic.
- ✗ Being giddy, casual, informal, or loud.
- ✗ Pushing too hard or being unrealistic with deadlines.
- ✗ Being disorganized or messy.

Dominance

When communicating with a person who is ambitious, forceful, decisive, strong-willed, independent, and goal-oriented:

- ✓ Be clear, specific, brief, and to the point.
- ✓ Stick to business.
- ✓ Be prepared with support material in a well-organized "package."
- ✗ Talking about things that are not relevant to the issue.
- ✗ Leaving loopholes or cloudy issues.
- ✗ Appearing disorganized.

Steadiness

When communicating with a person who is patient, predictable, reliable, steady, relaxed, and modest:

- ✓ Begin with a personal comment—break the ice.
- ✓ Present your case softly, non-threateningly.
- ✓ Ask "how?" questions to draw their opinions.
- ✗ Rushing headlong into business.
- ✗ Being domineering or demanding.
- ✗ Forcing them to respond quickly to your objectives.

Influence

When communicating with a person who is magnetic, enthusiastic, friendly, demonstrative, and political:

- ✓ Provide a warm and friendly environment.
- ✓ Don't deal with a lot of details (put them in writing).
- ✓ Ask "feeling" questions to draw their opinions or comments.
- ✗ Being curt, cold, or tight-lipped.
- ✗ Controlling the conversation.
- ✗ Driving on facts and figures or alternatives and abstractions.

Ideal Environment



This section identifies the ideal work environment based on Samuel's basic style. People with limited flexibility will find themselves uncomfortable working in any job not described in this section. People with flexibility use intelligence to modify their behavior and can be comfortable in many environments. Use this section to identify specific duties and responsibilities that Samuel enjoys and also those that create frustration.

- ✓ 1. Working for a manager who makes quick decisions.
- ✓ 2. Freedom from long, detailed reports.
- ✓ 3. Evaluation based on results, not the process.
- ✓ 4. Support team with a sense of urgency.
- ✓ 5. Freedom from controls, supervision, and details.
- ✓ 6. Activities and more activities.
- ✓ 7. Forum to express ideas and viewpoints.
- ✓ 8. An innovative and futuristic-oriented environment.



Perceptions



See Yourself As Others See You

A person's behavior and feelings may be quickly telegraphed to others. This section provides additional information on Samuel's self-perception and how, under certain conditions, others may perceive his behavior. Understanding this section will empower Samuel to project the image that will allow him to control the situation.




Samuel usually sees himself as being:

- ✓ Pioneering
- ✓ Assertive
- ✓ Competitive
- ✓ Confident
- ✓ Positive
- ✓ Winner



Under moderate pressure, tension, stress, or fatigue, others may see him as being:

- ✓ Demanding
- ✓ Nervy
- ✓ Egotistical
- ✓ Aggressive



Under extreme pressure, stress, or fatigue, others may see him as being:

- ✓ Abrasive
- ✓ Controlling
- ✓ Arbitrary
- ✓ Opinionated

Descriptors



Based on Samuel's responses, the report has marked those words that describe his personal behavior. They describe how he solves problems and meets challenges, influences people, responds to the pace of the environment, and how he responds to rules and procedures set by others.

Driving	Inspiring	Relaxed	Cautious
Ambitious	Magnetic	Passive	Careful
Pioneering	Enthusiastic	Patient	Exacting
Strong-Willed	Persuasive	Possessive	Systematic
Determined	Convincing	Predictable	Accurate
Competitive	Poised	Consistent	Open-minded
Decisive	Optimistic	Steady	Balanced Judgment
Venturesome	Trusting	Stable	Diplomatic
Dominance	Influence	Steadiness	Compliance
Calculating	Reflective	Mobile	Firm
Cooperative	Factual	Active	Independent
Hesitant	Calculating	Restless	Self-willed
Cautious	Skeptical	Impatient	Obstinate
Agreeable	Logical	Pressure-oriented	Unsystematic
Modest	Suspicious	Eager	Uninhibited
Peaceful	Matter-of-Fact	Flexible	Arbitrary
Unobtrusive	Incisive	Impulsive	Unbending

Natural & Adapted Style



Samuel's natural style of dealing with problems, people, pace of events, and procedures may not always fit what the environment needs. This section will provide valuable information related to stress and the pressure to adapt to the environment.

Problems & Challenges

Natural

Samuel tends to deal with problems and challenges in a demanding, driving, and self-willed manner. He is individualistic in his approach and actively seeks goals. Samuel will attack problems and likes a position with authority and work that will constantly challenge him to perform up to his ability.

Adapted

Samuel sees no need to change his approach to solving problems or dealing with challenges in his present environment.

People & Contacts

Natural

Samuel is enthusiastic about his ability to influence others. He prefers an environment in which he has the opportunity to deal with different types of individuals. Samuel is trusting and also wants to be trusted.

Adapted

Samuel feels the environment calls for him to be sociable and optimistic. He will trust others and wants a positive environment in which to relate.

Natural & Adapted Style



Pace & Consistency

Natural

Samuel is comfortable in an environment that is constantly changing. He seeks a wide scope of tasks and duties. Even when the environment is frantic, he can still maintain a sense of equilibrium. He is capable of taking inconsistency to a new height and to initiate change at the drop of the hat.

Adapted

Samuel sees his natural activity style to be just what the environment needs. What you see is what you get for activity level and consistency. Sometimes he would like the world to slow down.



Procedures & Constraints

Natural

Samuel is independent by nature and somewhat self-willed. He is open to new suggestions and can, at times, be seen as somewhat freewheeling. He is most comfortable in an environment where the constraints can be "loosened" for certain situations.

Adapted

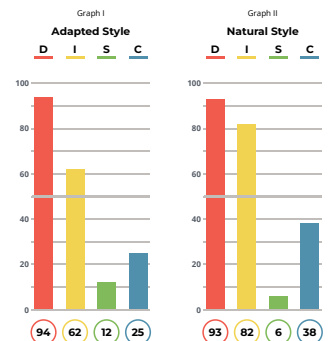
Samuel sees the environment with few constraints. He feels the necessity to rebel at too many constraints and may even flaunt this independence.

Adapted Style



Samuel sees his present work environment requiring him to exhibit the behavior listed on this page. If the following statements DO NOT sound job related, explore the reasons why he is adapting this behavior.

- ✓ 1. Questioning the status quo and seeking more effective ways of accomplishment.
- ✓ 2. A competitive environment combined with a high degree of people skills.
- ✓ 3. Quickly responding to crisis and change with a strong desire for immediate results.
- ✓ 4. Exhibiting an active and creative sense of humor.
- ✓ 5. Moving quickly from one activity to another.
- ✓ 6. Having the ability to see the "big picture" as well as the small pieces of the puzzle.
- ✓ 7. A good support team to handle paperwork.
- ✓ 8. Dealing with a wide variety of work activities.
- ✓ 9. Skillful use of vocabulary for persuasive situations.
- ✓ 10. Working without close supervision.
- ✓ 11. Handling a variety of activities.



Keys to Motivating



This section of the report was produced by analyzing Samuel's wants. People are motivated by the things they want; thus wants that are satisfied no longer motivate. Review each statement produced in this section with Samuel and highlight those that are present "wants."

Samuel wants:

- ✓ 1. More time in the day.
- ✓ 2. Changing environments in which to work and play.
- ✓ 3. Travel or changing work stations.
- ✓ 4. Big picture approaches.
- ✓ 5. A wide scope of activities.
- ✓ 6. Opportunity for rapid advancement.
- ✓ 7. Prestige, position, and titles so he can control the destiny of others.
- ✓ 8. Opportunity to verbalize his ideas and demonstrate his skills.
- ✓ 9. New challenges and problems to solve.
- ✓ 10. Outside activities so there is never a dull moment.
- ✓ 11. Support system to help with details and follow through.
- ✓ 12. A variety of work activities.
- ✓ 13. To be seen as a leader.



Keys to Managing



In this section are some needs which must be met in order for Samuel to perform at an optimum level. Some needs can be met by himself, while management must provide for others. It is difficult for a person to enter a motivational environment when that person's basic management needs have not been fulfilled. Review the list with Samuel and identify 3 or 4 statements that are most important to him. This allows Samuel to participate in forming his own personal management plan.

Samuel needs:

- ✓ 1. To display empathy for people who approach life differently than he does.
- ✓ 2. An awareness of the parameters or rules in writing.
- ✓ 3. Budgets to help prioritize his purchases.
- ✓ 4. A work environment with many activities.
- ✓ 5. Systems to follow.
- ✓ 6. To adjust his intensity to match the situation.
- ✓ 7. Appreciation of slower-moving people.
- ✓ 8. Consistency.
- ✓ 9. Vacations or periods of reduced activity level.
- ✓ 10. Deadlines for completion of work.
- ✓ 11. To pace himself.



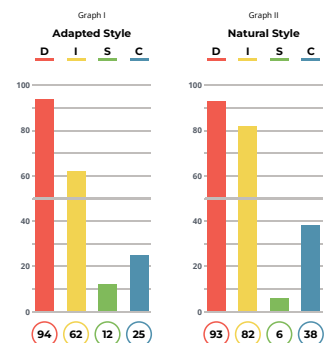
Areas for Improvement



In this area is a listing of possible limitations without regard to a specific job. Review with Samuel and cross out those limitations that do not apply. Highlight 1 to 3 limitations that are hindering his performance and develop an action plan to eliminate or reduce this hindrance.

Samuel has a tendency to:

- ✓ 1. Dislike routine work or routine people—unless he sees the need to further his goals.
- ✓ 2. Keep too many balls in the air; if his support is weak, he will have a tendency to drop some of those balls.
- ✓ 3. Have no concept of the problems that slower-moving people may have with his style.
- ✓ 4. Have trouble delegating—can't wait, so does it himself.
- ✓ 5. Be so concerned with the big picture that he forgets to see the details.
- ✓ 6. Blame, deny, and defend his position—even if it is not needed.
- ✓ 7. Resist participation as part of the team, unless seen as a leader.
- ✓ 8. Make "off the cuff" remarks that are often seen as personal prods.
- ✓ 9. Be disruptive because of his innate restlessness and disdain for sameness.



Action Plan

Professional Development



1. I learned the following behaviors contribute positively to increasing my professional effectiveness: (list 1-3)

2. My report uncovered the following behaviors I need to modify or adjust to make me more effective in my career: (list 1-3)

3. When I make changes to these behaviors, they will have the following impact on my career:

4. I will make the following changes to my behavior, and I will implement them by _____:

Action Plan

Personal Development



1. When reviewing my report for personal development, I learned the following key behaviors contribute to reaching my goals and the quality of life I desire: (list 1-3)

2. The following behaviors were revealed, which show room for improvement to enhance the quality of my life: (list 1-3)

3. When I make changes to these behaviors, I will experience the following benefits in my quality of life:

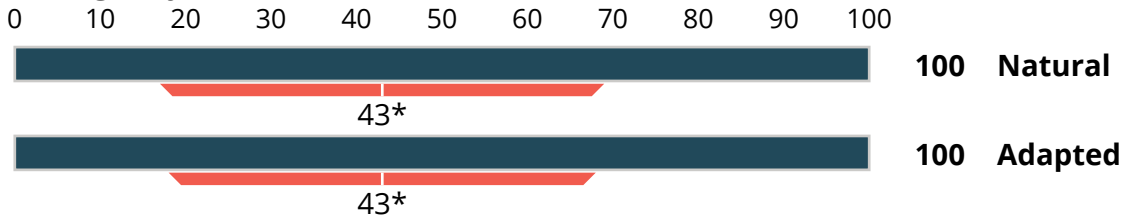
4. I will make the following changes to my behavior, and I will implement them by _____:

Behavioral Hierarchy

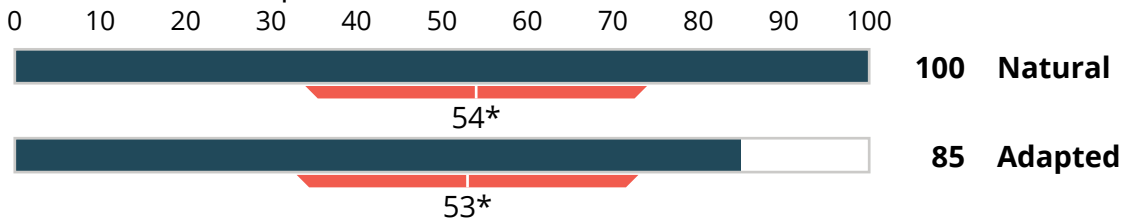


The Behavioral Hierarchy graph will display a ranking of your natural behavioral style within a total of twelve (12) areas commonly encountered in the workplace. It will help you understand in which of these areas you will naturally be most effective.

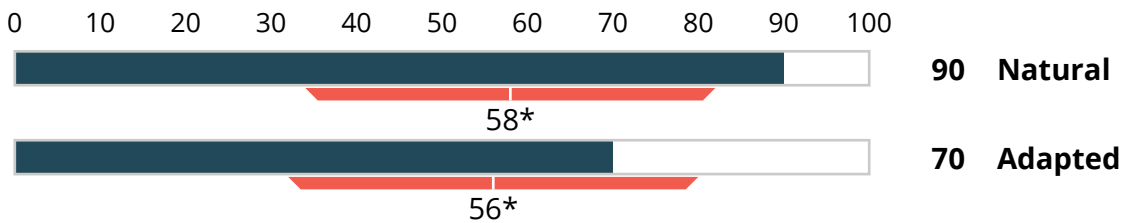
1. Urgency - Take immediate action.



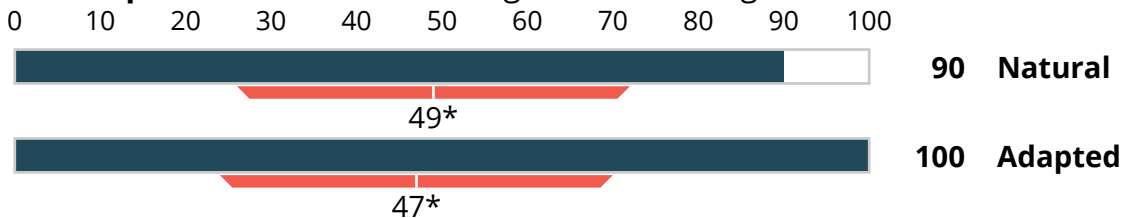
2. Versatile - Adapt to various situations with ease.



3. Interaction - Frequently engage and communicate with others.



4. Competitive - Want to win or gain an advantage.



* 68% of the population falls within the shaded area.

Behavioral Hierarchy

Continued



5. Frequent Change - Rapidly shift between tasks.

0 10 20 30 40 50 60 70 80 90 100



90 Natural

52*



88 Adapted

51*

6. People-Oriented - Build rapport with a wide range of individuals.

0 10 20 30 40 50 60 70 80 90 100



60 Natural

64*



50 Adapted

62*

7. Customer-Oriented - Identify and fulfill customer expectations.

0 10 20 30 40 50 60 70 80 90 100



43 Natural

63*



37 Adapted

62*

8. Persistence - Finish tasks despite challenges or resistance.

0 10 20 30 40 50 60 70 80 90 100



30 Natural

62*



35 Adapted

63*

* 68% of the population falls within the shaded area.

Behavioral Hierarchy

Continued



9. Analysis - Compile, confirm and organize information.

0 10 20 30 40 50 60 70 80 90 100



25 Natural

54*



35 Adapted

57*

10. Following Policy - Adhere to rules, regulations, or existing methods.

0 10 20 30 40 50 60 70 80 90 100



25 Natural

61*



28 Adapted

62*

11. Organized Workplace - Establish and maintain specific order in daily activities.

0 10 20 30 40 50 60 70 80 90 100



22 Natural

53*



25 Adapted

56*

12. Consistent - Perform predictably in repetitive situations.

0 10 20 30 40 50 60 70 80 90 100



20 Natural

62*



25 Adapted

63*

SIA: 94-62-12-25 (11) SIN: 93-82-06-38 (12)

* 68% of the population falls within the shaded area.

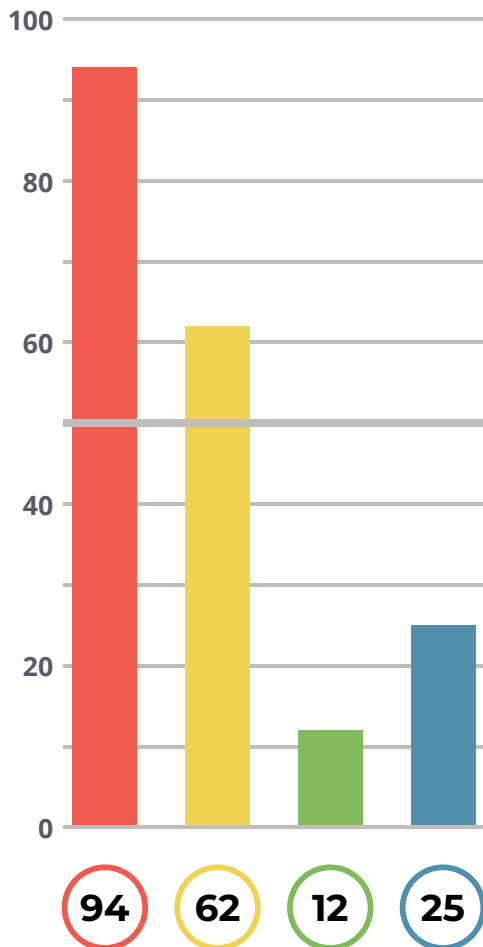
Style Insights® Graphs



Graph I

Adapted Style

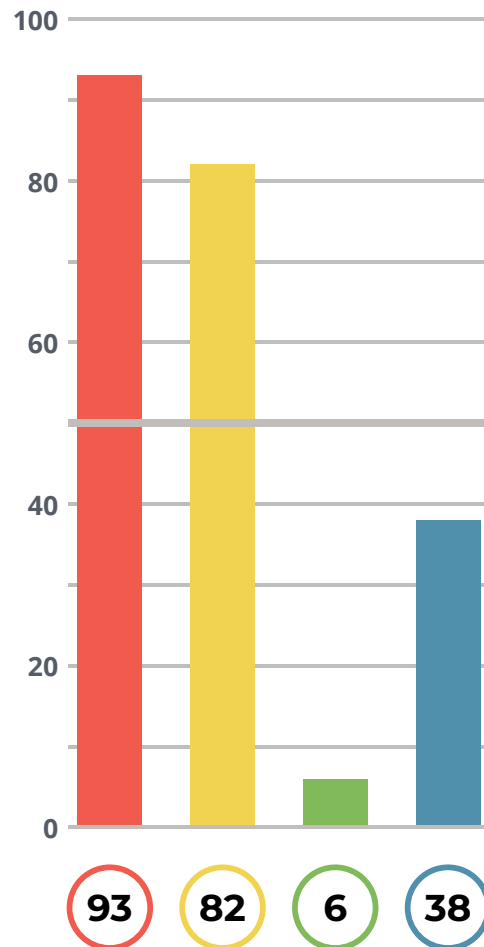
D **I** **S** **C**



Graph II

Natural Style

D **I** **S** **C**



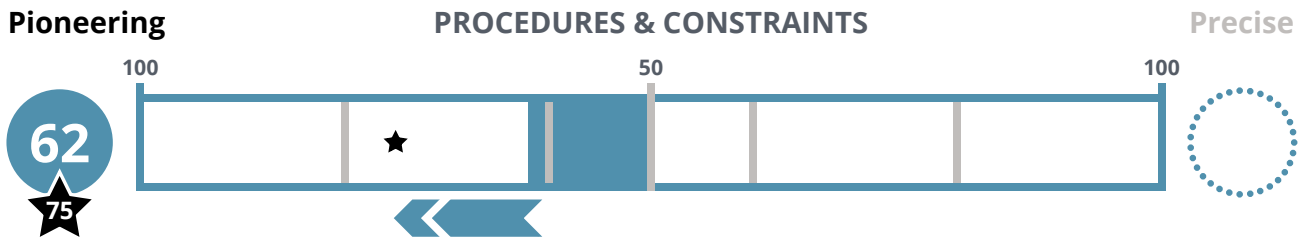
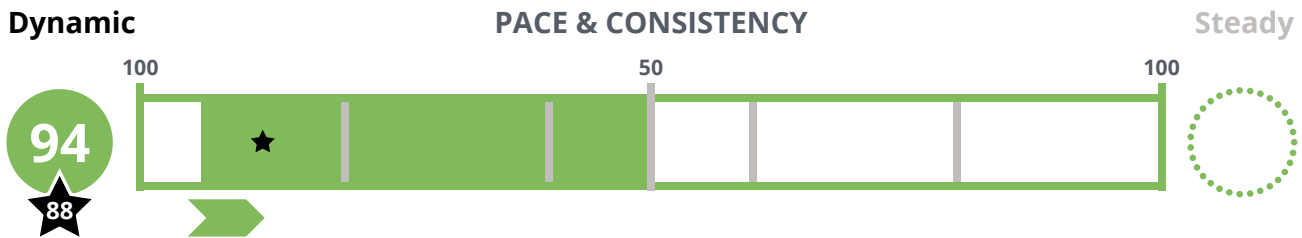
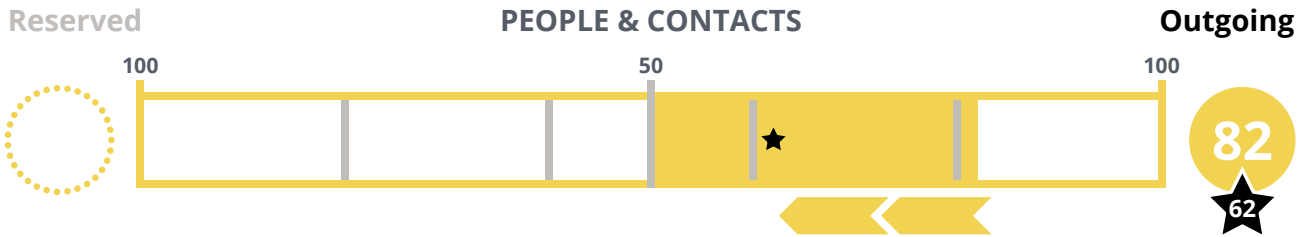
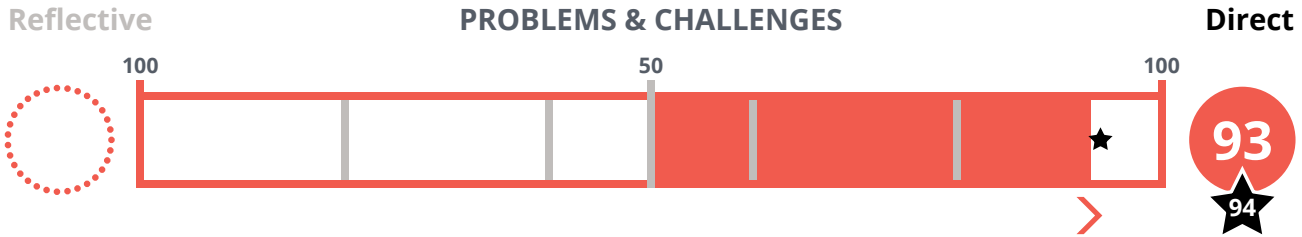
Norm 2021 R4
10-11-2023
T: 7:12

Samuel Sample

Behavioral Continuum



Everyone has a varying level of the four main behavioral factors that create their own personal style. Each side of those factors lives on a continuum, and the combination influences individuals' levels of engagement in different situations. The graph below is a visual representation of where Samuel falls within each continuum.



★ Adapted Position
 ◀ Adapted Movement

Norm 2021 R4
 10-11-2023
 T: 7:12

Samuel Sample

The TTI Success Insights® Wheel



The TTI Success Insights® Wheel is a powerful tool first popularized in Europe. In addition to the text you have received about your behavioral style, the Wheel adds a visual representation that allows you to:

- View your natural behavioral style (circle).
- View your adapted behavioral style (star).
- Note the degree to which you are adapting your behavior.

Notice on the next page that your Natural style (circle) and your Adapted style (star) are plotted on the Wheel. If they are plotted in different boxes, then you are adapting your behavior. The further the two plotting points are from each other, the more you are adapting your behavior.

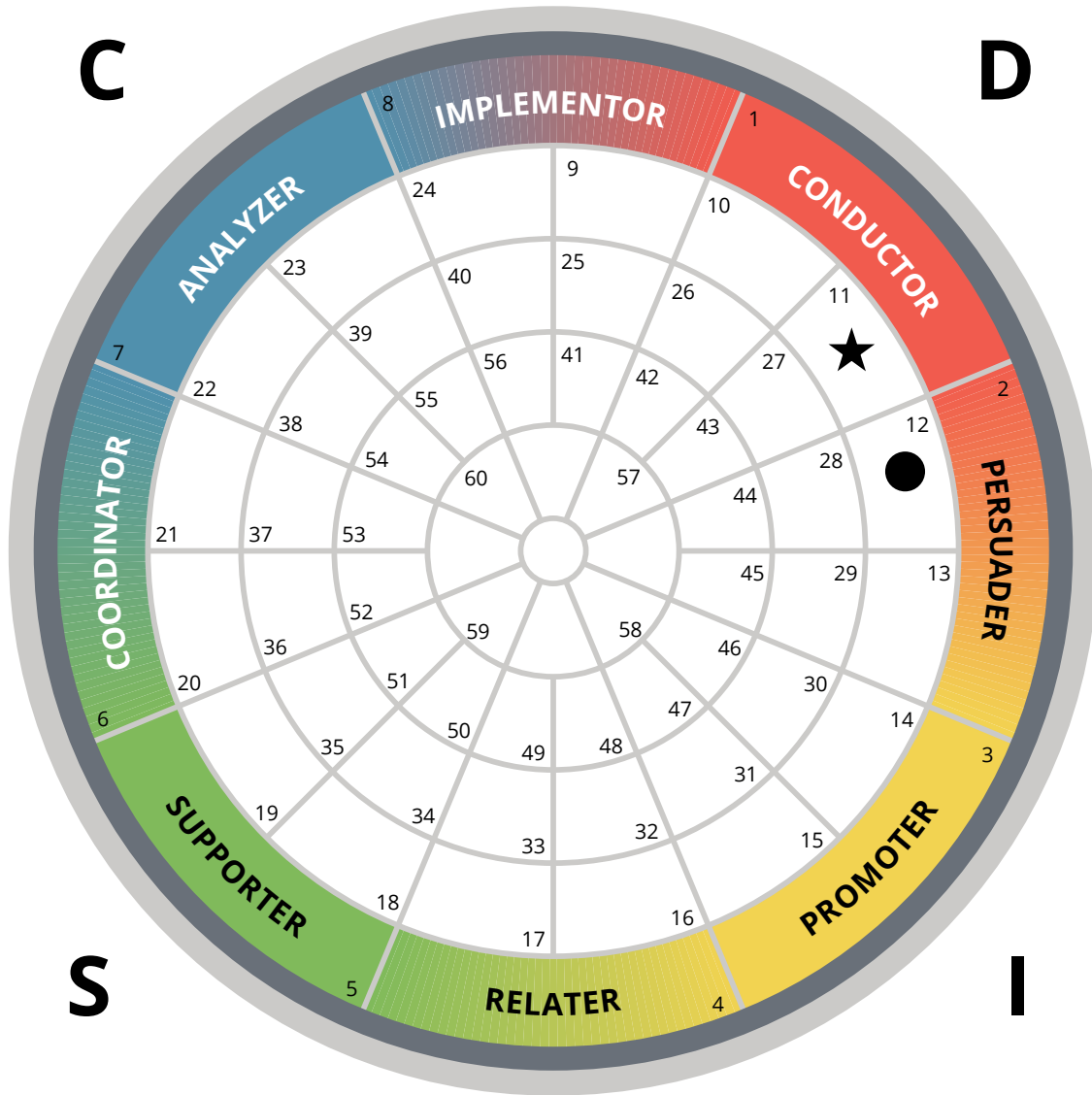
If you are part of a group or team who also took the behavioral assessment, it would be advantageous to get together, using each person's Wheel, and make a master Wheel that contains each person's Natural and Adapted style. This allows you to quickly see where conflict can occur. You will also be able to identify where communication, understanding, and appreciation can be increased.

The TTI Success Insights® Wheel



Samuel Sample

TTI
10-11-2023



Adapted: ★ (11) PERSUADING CONDUCTOR
 Natural: ● (12) CONDUCTING PERSUADER
 Norm 2021 R4

T: 7:12